



DECIMATE DISRUPTION WITH **VORTEX** SERIES



Eliminate Disruptive Downtime With Pioneer Pump® **Vortex Series**™

Using a recessed impeller with fewer internal parts to maintain, vortex technology passes through punishing solids to diminish clogs and lower the cost of ownership compared to chopper and macerating systems. That means more uptime, less financial risk, and maximized value.

pioneerpump.com



Franklin Electric

VORTEX

**PIONEER PUMP**

SERIES

Pioneer Pump® Vortex Series™ Pumps eliminate costly and disruptive downtime by passing through the most challenging solids using a recessed impeller, making them ideal for applications where fluid conditioning, macerating, or mix-prevention are unnecessary. Vortex technology saves time and money by eliminating internal wetted parts, like wear plates and chopper blades, that would otherwise have to be monitored, adjusted, and replaced.

FEATURES & BENEFITS

VORTEX IMPELLER

Recessed impeller passes challenging solids by avoiding direct contact.

PIONEER PRIME SYSTEM


Heavy-duty vacuum pump and priming chamber with PosiValve™ can start-up dry, re-prime faster, and will not leak pumpage onto the ground.

DISCHARGE CHECK VALVE

Elbow ball valve style with cast iron body avoids clogs from passed-through solids.

HEAVY DUTY

Impeller and casing are cast in ductile iron and shaft is corrosion-resistant 17-4 for maximum reliability.



SPECIFICATIONS



Part	Description
Mechanical Seal	Single type seal w/ tungsten carbide vs. silicon carbide seal faces, FKM elastomers, 300 series stainless steel hardware and spring (run dry option available)
Pump End Bearing	Single Row Ball
Drive End Bearing	Single Row Ball
Bearing Lubrication	Oil STD (grease optional)
Fasteners	Imperial
O-rings	FKM
Shaft	17-4 PH Stainless Steel
SAE	SAE engine-mount bracket options available

MATERIALS OF CONSTRUCTION

Material	Standard Construction	CD4MCu Duplex Stainless
Impeller	Ductile Iron 65-45-12	ASTM A744 CD4MCu
Shaft	17-4 PH Stainless Steel	ASTM A744 CD4MCu
Volute	Ductile Iron 65-45-12	ASTM A744 CD4MCu
Backplate	Ductile Iron 65-45-12	ASTM A744 CD4MCu

APPLICATIONS

Waste Handling	Industrial Effluent
Sludges	Chemical Processing



PERFORMANCE

PP44V10

Size	4" x 4" (100 x 100 mm)
Flow, Max	1450 gpm 329 m³/hr 91 l/s
Head, Max	150 feet (46 meters)
Flow at BEP	600 gpm 136 m³/hr 38 l/s
Efficiency at BEP	48%
Operating Speed, Max	2000 rpm
Suction Connection	4" (100 mm) 150 ANSI Flanges
Delivery Connection	4" (100 mm) 150 ANSI Flanges

PP66V10

Size	6" x 6" (150 x 150 mm)
Flow, Max	1600 gpm 363 m³/hr 100 l/s
Head, Max	94 feet (29 meters)
Flow at BEP	850 gpm 193 m³/hr 54 l/s
Efficiency at BEP	45%
Operating Speed, Max	2000 rpm
Suction Connection	6" (150 mm) 150 ANSI Flanges
Delivery Connection	6" (150 mm) 150 ANSI Flanges

PP66V12

Size	6" x 6" (150 x 150 mm)
Flow, Max	2300 gpm 522 m³/hr 145 l/s
Head, Max	130 feet (40 meters)
Flow at BEP	900 gpm 204 m³/hr 57 l/s
Efficiency at BEP	49%
Operating Speed, Max	2000 rpm
Suction Connection	6" (150 mm) 150 ANSI Flanges
Delivery Connection	6" (150 mm) 150 ANSI Flanges

PP88V12

Size	8" x 8" (200 x 200 mm)
Flow, Max	3600 gpm 818 m³/hr 227 l/s
Head, Max	130 feet (40 meters)
Flow at BEP	1750 gpm 397 m³/hr 110 l/s
Efficiency at BEP	44%
Operating Speed, Max	2200 rpm
Suction Connection	8" (200 mm) 50 ANSI Flanges
Delivery Connection	8" (200 mm) 150 ANSI Flanges

VORTEX SERIES

PACKAGES

A comprehensive range of electric and diesel packaging options are offered for fixed and portable installations and can be fitted with the industry-leading Pioneer Prime vac-assist system for suction lift applications.

ELECTRIC PACKAGE

Vortex Series Pumps can be packaged with an electric motor for both fixed and portable applications. Configurations available for fixed installations include: base, coupling, and guard, side-by-side belt-driven, and overhead belt-driven. For portable applications, both drag skid and trailer options are available. Electric packages can include a Franklin Electric variable frequency drive to adjust speed for multi duty-point operation. Electric-driven Vortex Pumps are the smart solution for raw sewage, industrial effluents, tailings and cuttings, and other applications where the pumpage is tough and uptime is key.



DIESEL PACKAGE

Any Vortex Series Pump can be packaged with a diesel engine on the Pioneer GL Series platform. Ideal for portable applications, the GL Series is a superior build for the toughest environments. Fully Tier 4 ready, the Pioneer Pump brand excels in the diesel-driven pump market. A Vortex Series diesel-driven pump is the newest, simplest way to prevent ragging and clogging in sewer bypass, wastewater, and effluent applications.

